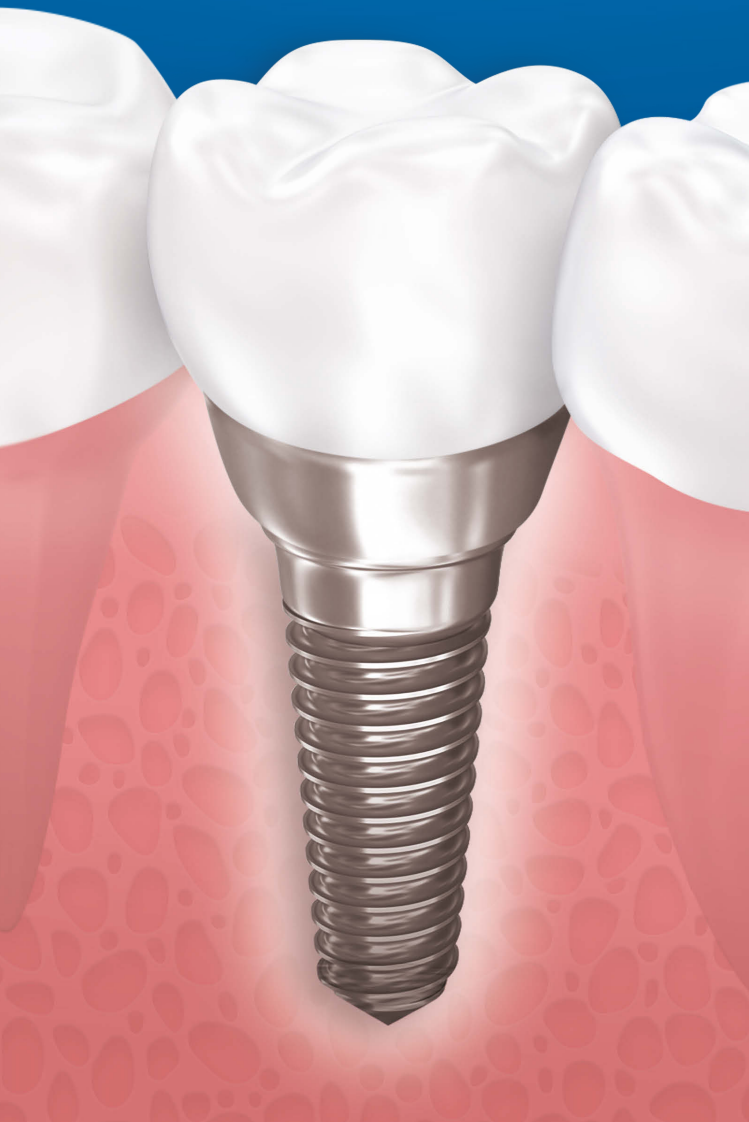





A HEALTHY IMPLANT STARTS WITH YOU

PRACTICE GOOD ORAL CARE HABITS
TO SUPPORT HEALTHY GUMS AND
IMPLANT SUCCESS



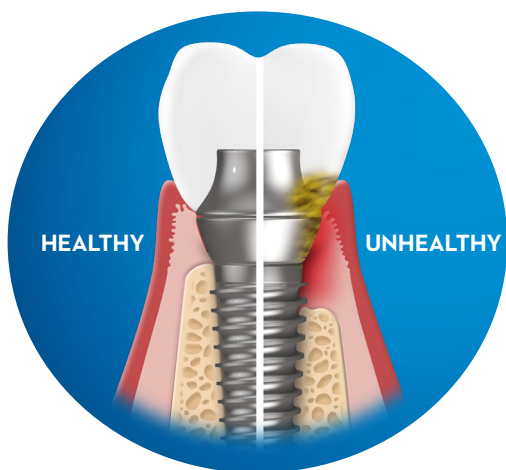
HEALTHY IMPLANT FACTS



THE BIGGEST RISKS FOR IMPLANT FAILURE ARE:

- **Plaque** accumulation
- **Smoking**
- Recurring **gum problems**

Getting an implant is an investment of both time and money. Maintaining good oral care habits can help ensure implant success.



**TAKE ACTION NOW TO MAXIMIZE
THE LIFE OF AN IMPLANT**

SECURE YOUR ORAL HEALTH INVESTMENT

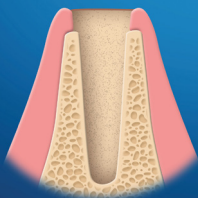
Improving your oral care habits today can help you achieve healthier gums and future implant success.



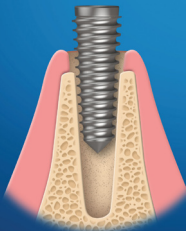
HERE'S WHAT TO EXPECT WHEN GETTING AN IMPLANT

PHASE 1

TOOTH EXTRACTION



IMPLANT PLACEMENT



The time after the extraction of the tooth to the insertion of the implant varies by patient. Use this time to **improve your brushing habits** following the recommendations of your dental professional.

PHASE 2

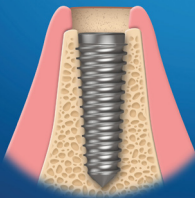
Healing occurs in 2 phases:

1. **Healing of the wounds can take up to 3 weeks.**

During this time, brush teeth and gums with an extra soft toothbrush, adjacent to the surgical area. Avoid brushing the incision at the surgical site until the sutures are removed. **Continue to thoroughly brush the rest of your mouth.**

2. Implant binds to the bone and can take up to 9 months.

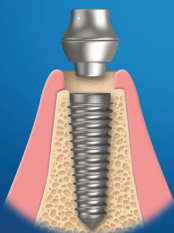
HEALING



PHASE 3

Once healed, an abutment will be placed on the implant and an individual crown or prosthesis will be fabricated for you. This will be fixed on your implant abutment and complete your implant treatment. To ensure long-term success of your implant, **it is important to practice ongoing excellent oral care.**

ABUTMENT



CROWN IS PLACED



IT IS IMPORTANT TO MAINTAIN GOOD ORAL CARE AFTER THE PLACEMENT OF YOUR DENTAL IMPLANT



Visit your dental professional regularly, at least every 6 months.



Clean teeth according to your dental professional's instructions to help **keep implants and gums free of harmful bacteria.**



Be aware of early signs of peri-implant disease, such as inflammation, gum bleeding, and plaque accumulation.

A BRUSHING ROUTINE TO IMPROVE GUM HEALTH



BRUSH TWICE DAILY
with products proven to
deliver superior gum health*

Keep gums and teeth free from plaque and bacteria with:



Oral-B iO™



Round head precisely cups each tooth for superior* gum health



Smart Pressure Sensor helps reduce aggressive brushing



Pro-Timer encourages brushing for the recommended 2 minutes

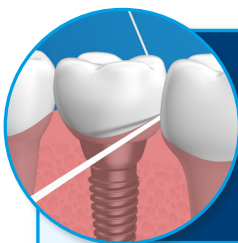
Crest GUM DETOXIFY™



Antimicrobial toothpaste delivers stannous fluoride around and below the gumline for long lasting gingivitis protection 12 hours after brushing



*vs. a regular manual toothbrush and toothpaste.



CLEAN AROUND TEETH and implants with specialized products

Taking the extra steps to a healthy mouth ensures the health of your implant. Facilitate plaque removal around implant with:



Oral-B

iO™ TARGETED CLEAN BRUSH HEAD

Special interspace bristles clean
between teeth and implants

Oral-B

PRECISION CLEAN™ INTERDENTAL BRUSHES

Clean between teeth,
even on the go



Oral-B

SUPERFLOSS™

Stiff-end threader
floss reaches and
removes plaque in
between teeth



IMPROVE YOUR GUM HEALTH FOR A LONG-LASTING DENTAL IMPLANT



CREST® + ORAL-B® CAN HELP

Take the opportunity of receiving an implant to establish a new oral care routine, even before surgery